

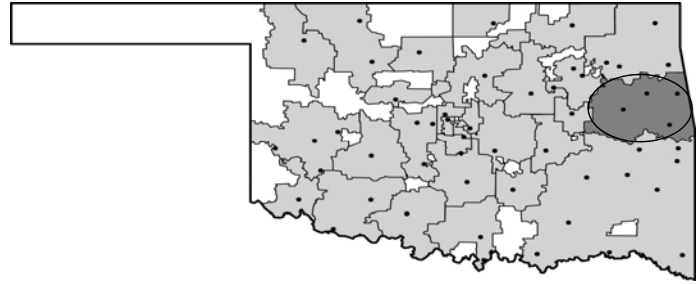
# INDIAN CAPITAL TECHNOLOGY CENTER PROFILE

Oklahoma's CareerTech Districts: Indian Capital Technology Center

**2403 North 41st Street East  
Muskogee, Oklahoma 74403  
(918) 686-7565**

**Mr. Thomas Stiles, Superintendent**

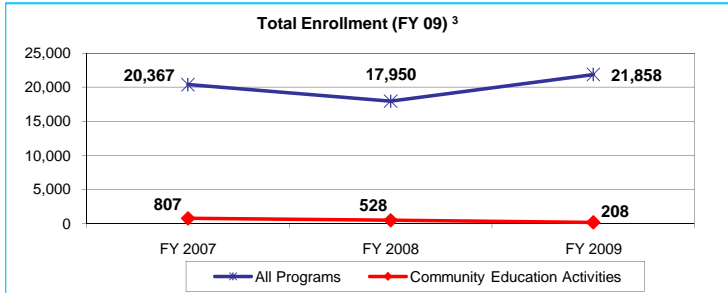
<http://www.ictctech.com.com/>



## DISTRICT OVERVIEW

Demographic Data <sup>3</sup> (FY 09)		
	Technology Center District Enrollment	Technology Centers Statewide Average
Caucasian	69.9%	74.0%
African American	3.9%	7.5%
Asian	0.5%	1.6%
Hispanic	2.3%	6.5%
American Indian	23.5%	10.4%
Highest Educational Level for Adults Age 25+		
College Degree	14.2%	24.1%
H.S. Diploma w/o College Degree	78.8%	70.2%
Less than 12th Grade Education	6.9%	5.7%
Economically Disadvantaged Full-Time Secondary Students	54.8%	29.3%

Cost Per Student <sup>2</sup> (FY 09)	Technology Center District	Statewide
Average Cost Per FTE Enrollment in Full-Time Programs	\$6,277	\$8,026
Average Cost Per Enrollment in Bus. & Industry Programs	\$90	\$133



District Population & Partner Schools <sup>1 &amp; 3</sup>
District population is 207,305 based on 2000 census data. School districts served include Belfonte, Boynton, Braggs, Briggs, Brushy, Cave Springs, Central, Checotah, Coweta, Dahlgonegah, Fort Gibson, Gans, Gore, Grand View, Greasy, Haskell, Hilldale, Hulbert, *Kansas, Keys, Liberty, Lowrey, Marble City, Maryetta, Midway, Moffett, *Moseley, Muldrow, Muskogee, Norwood, Okay, Oktaha, Peggs, Peavine, Porter, Porum, Rocky Mountain, Roland, Sallisaw, Shady Grove, Skelly, Stilwell, Tahlequah, Tenkiller, Vian, Wagoner, Wainright, Warner, Watts, Webbers Falls, Westville, Woodall and Zion.
*Only portions of these school districts are members of the technology center district.

Financial Data <sup>2</sup> (FY 09)			
	Technology Center District	Technology Center %	Statewide %
<b>REVENUE</b>			
<b>General Fund Revenue</b>			
<b>Revenue</b>			
Local Funds	\$9,612,693	62.3%	65.1%
Local Ad Valorem	\$7,995,159	83.2%	83.2%
Adult Tuition	\$553,713	5.8%	10.4%
Local Other	\$1,063,821	11.1%	6.4%
State Funds	\$4,614,115	29.9%	30.3%
Federal Funds	\$1,209,345	7.8%	4.7%
<b>Total General Fund Revenue</b>	<b>\$15,436,153</b>	<b>100%</b>	<b>100.0%</b>
<b>Building Fund Revenue</b>			
Total Local Revenue	\$2,096,547	100.0%	
Local Taxes	\$1,998,913	95.3%	
Local Tuition/Fees	\$0	0.0%	
Local Other Sources	\$97,634	4.7%	
State	\$0	0.0%	
Federal	\$0	0.0%	
<b>Total Building Fund Revenue</b>	<b>\$2,096,547</b>	<b>100%</b>	
<b>TOTAL REVENUE: GENERAL FUND + BUILDING FUND =</b>		<b>\$17,532,700</b>	
<b>EXPENDITURES</b>			
Classroom Activity & Instructional Support	\$9,626,069	66.6%	62.4%
Guidance & Counseling	\$833,023	5.8%	5.4%
General Administration	\$248,950	1.7%	2.5%
General Support	\$1,537,032	10.6%	12.4%
Student Transportation	\$620,759	4.3%	2.8%
Operation of Plant	\$1,455,072	10.1%	14.0%
Other Services	\$130,096	0.9%	0.4%
<b>TOTAL EXPENDITURES</b>	<b>\$14,451,001</b>	<b>100.0%</b>	<b>100.0%</b>

Definitions of all terms can be found in the glossary at the beginning of this document.

Data provided by the following sources:

<sup>1</sup> Office of Accountability, State of Oklahoma

<sup>2</sup> Oklahoma Department of Career and Technology Education, Technology Center Services Division

<sup>3</sup> Oklahoma Department of Career and Technology Education, Information Management Division

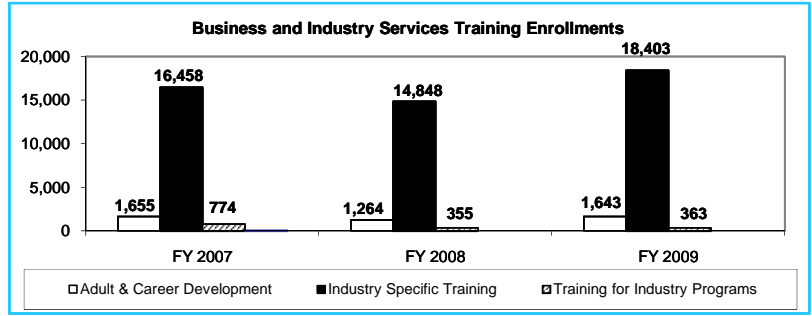
<sup>4</sup> Oklahoma Department of Education

<sup>5</sup> Technology Center

# INDIAN CAPITAL TECHNOLOGY CENTER PROFILE

## BUSINESS AND INDUSTRY SERVICES TRAINING<sup>3</sup>

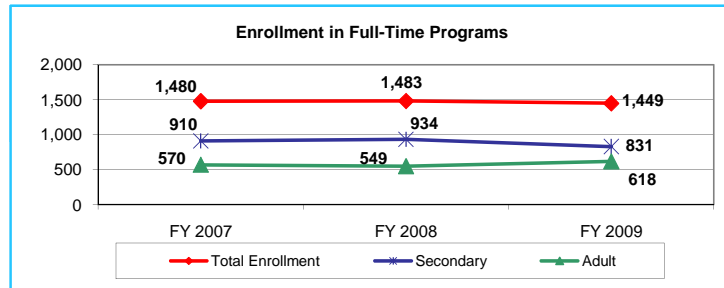
Business and Industry Services Course Statistics		
Program Type (FY 09)	Number of Classes	Hours of Training
Adult and Career Development	358	15,040
Industry Specific Training	1,140	6,171
Training for Industry Programs	27	550
<b>Total All Programs</b>	<b>1,525</b>	<b>21,760</b>
Total Adjunct Instructors:		
	174	
Total Businesses & Industries Served:		
	312	



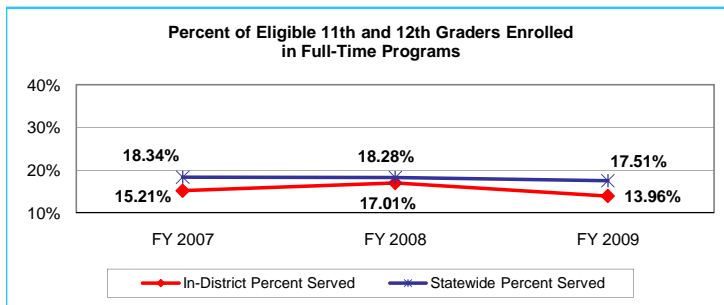
## FULL-TIME PROGRAMS (FY 09)<sup>3</sup>

Instructors (FY09) <sup>2</sup>	
Full-Time Program Instructors	62
National Board Certified Instructors	4
Average Annual Salary for Instructors (base salary):	
10 month contract:	49,063
11 month contract:	58,259
12 month contract:	54,325

Program Outcomes - Completion/Retention FY 09 <sup>3</sup>			
Technology Center			
Completion Status:	Secondary	Adult	All Students
Retained in Program/Completers	83%	84%	84%
Transfers	12%	6%	9%
Leavers	5%	9%	7%
Statewide			
Retained in Program/Completers	84%	86%	84%
Transfers	11%	4%	8%
Leavers	5%	10%	7%



Program Outcomes - Placement FY 09 <sup>3</sup>			
Technology Center			
Placement Status:	Secondary	Adult	All Students
<b>Total Positive Placement</b>	91%	88%	89%
Military	2%	2%	2%
Employed Related	27%	52%	38%
Employed Not Related	5%	13%	9%
Continuing Education	57%	20%	40%
Unemployed Seeking	7%	10%	8%
Not in Labor Force	3%	2%	2%
Statewide			
<b>Total Positive Placement</b>	95%	90%	93%
Military	4%	1%	3%
Employed Related	20%	60%	37%
Employed Not Related	6%	10%	8%
Continuing Education	65%	18%	46%
Unemployed Seeking	3%	6%	4%
Not in Labor Force	2%	4%	3%



## PROJECTS AND UNIQUE ATTRIBUTES<sup>5</sup>

Indian Capital Technology Center serves over 23,629 enrollments in all or part of seven counties, with campus locations in Muskogee, Sallisaw, Stilwell and Tahlequah, Oklahoma. Our mission is to prepare our customers for success in the workplace - it is our primary goal. Of the sixteen Career Clusters identified on a national level, Indian Capital offers 39 majors/classes in twelve cluster areas; matching local business and industry needs. We are a Regional Center for Oklahoma School of Science & Math (OSSM). While completing coursework in one of our career training programs, students can earn college credit through OSU-IT or Connors State College, depending upon which program they are enrolled. We offer online training designed to meet the needs of diverse learners, and professional continuing education for licensing requirements, to personal and professional development. Our Business & Industry Services team offers training for new technologies, government bid assistance, strategic planning, manufacturing solutions, and specialized safety training for the workplace. We have a comprehensive business consulting and training resource team comprised of specialists experienced in a variety of industries. We are totally committed to prepare people for success in the workplace.

Secondary students who live in the technology center district and attend a public, private, parochial or charter school or are home schooled are eligible to attend tuition free.

Definitions of all terms can be found in the glossary at the beginning of this document.

Data provided by the following sources:

<sup>1</sup> Office of Accountability, State of Oklahoma

<sup>2</sup> Oklahoma Department of Career and Technology Education, Technology Center Services Division

<sup>3</sup> Oklahoma Department of Career and Technology Education, Information Management Division

<sup>4</sup> Oklahoma Department of Education

<sup>5</sup> Technology Center